



# PHOENIX FENCE

## EDMONTON

12816-156 STREET T5V 1E9  
PHONE: (780) 447-1919  
FAX: (780) 447-2512  
TOLL FREE: 1-800-661-9847  
E-MAIL: phoenix@phoenixfence.ca

## CALGARY

6204-2nd STREET S.E. T2H 1J4  
PHONE: (403) 259-5155  
FAX: (403) 259-2262  
TOLL FREE: 1-888-220-2525  
E-MAIL: calgary@phoenixfence.ca

WEBSITE: www.phoenixfence.ca

## Portable Fence Enclosures

- Permanent or temporary security
- Ideal for remote, limited access or difficult to excavate sites

### Applications

---

#### Oilfield

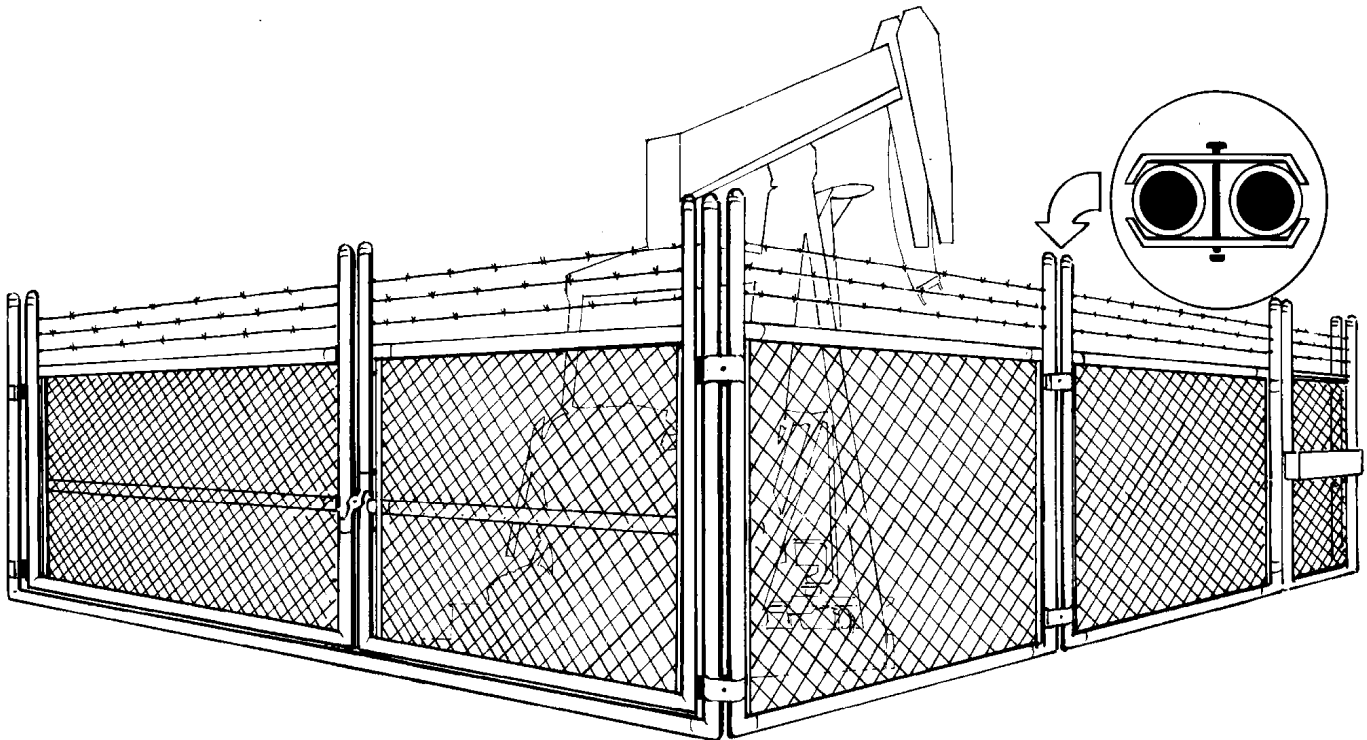
Well heads, tanks, valves, meter stations, etc.

#### Construction

Hoarding excavations, equipment and material storage.

#### Other

Garden centers, temporary sales areas, transformers and substations.



### Features

Easily and quickly installed. Completely re-useable and can be enlarged with additional panels.

### Free standing

Panels are simply clamped together and when formed in a four sided enclosure develop a rigid security fence.



# PHOENIX FENCE

## EDMONTON

12816-156 STREET T5V 1E9  
 PHONE: (780) 447-1919  
 FAX: (780) 447-2512  
 TOLL FREE: 1-800-661-9847  
 E-MAIL: phoenix@phoenixfence.ca

## CALGARY

6204-2nd STREET S.E. T2H 1J4  
 PHONE: (403) 259-5155  
 FAX: (403) 259-2262  
 TOLL FREE: 1-888-220-2525  
 E-MAIL: calgary@phoenixfence.ca

WEBSITE: www.phoenixfence.ca

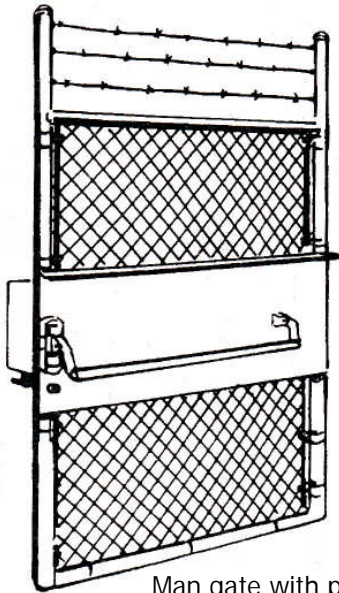
## General Panel Specifications

Panel sections are rigid welded construction using galvanized pipe with 6' high x 9 gauge galvanized chain link mesh attached with standard fence hardware. Panels are topped with 3 strands of barbed wire.

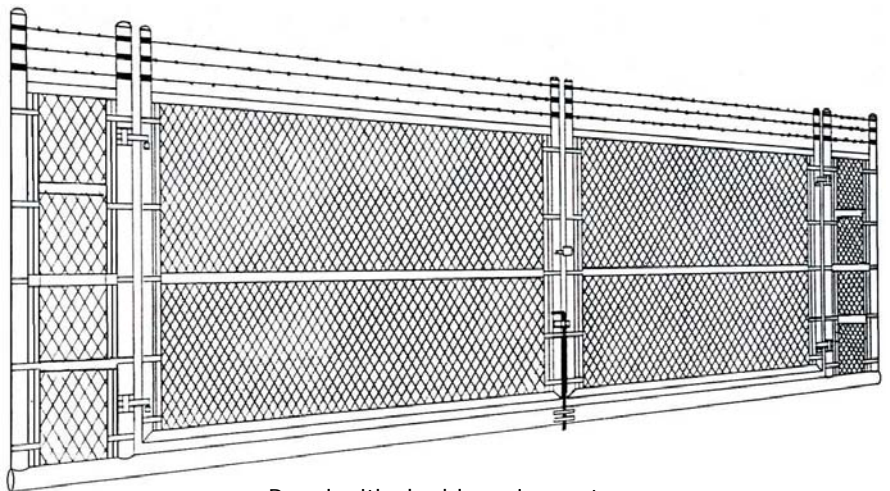
### Standard panel sizes

- 8' to 24' length section
- 7' overall height (6' high plus 3 strands of barbed wire)

Panel Specifications	Light Duty	Medium duty	Heavy duty
Horizontal top rail	1 5/8" O.D.	1 5/8" O.D.	1 5/8" O.D.
Horizontal bottom rail	1 5/8" O.D.	2 3/8" O.D.	2 7/8" O.D.
Line post (panels over 12' in length)	1 5/8" O.D.	1 5/8" O.D.	1 5/8" O.D.
End post	1 5/8" O.D.	1 7/8" O.D.	2 3/8" O.D.
Double Swing Gate Specifications	Heavy duty panel only		
Gate frame size	1 5/8" O.D. (.083" wall)		
End post size	1 7/8" O.D. (.083" wall) with light or medium panels, 2 3/8" O.D. (.083" wall) with heavy duty panels		
Gate post size	2 3/8" O.D. (.083" wall)		
Horizontal bottom rail	2 7/8" O.D. (Schedule 40)		
Opening size	8' – 20' (4' less than overall length of panel)		
Panel size	12' – 24'		



Man gate with panic hardware



Panel with double swing gate

### Gate options

- 4' Man gate inset into any panel c/w standard latch hardware.
- Panic hardware for emergency exit/entrance on man gates.