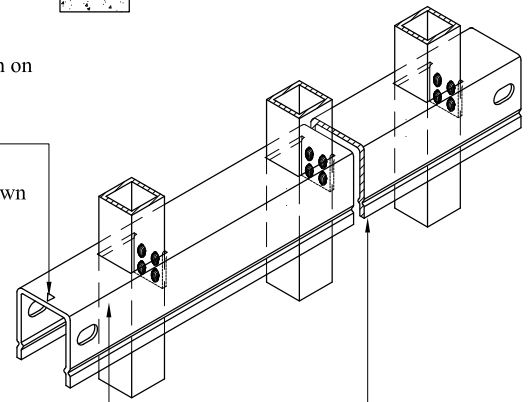


**NOTES:**

- 1.) Post size depends on fence height and wind loads. See MONTAGE PLUS™ specifications for post sizing chart.
- 2.) Third rail required for Double Rings.
- 3.) Available in 3" air space and/or Flush Bottom on most heights.

**RAKING DIRECTIONAL ARROW**

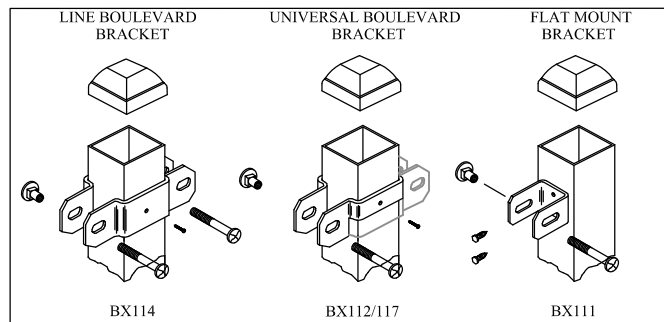
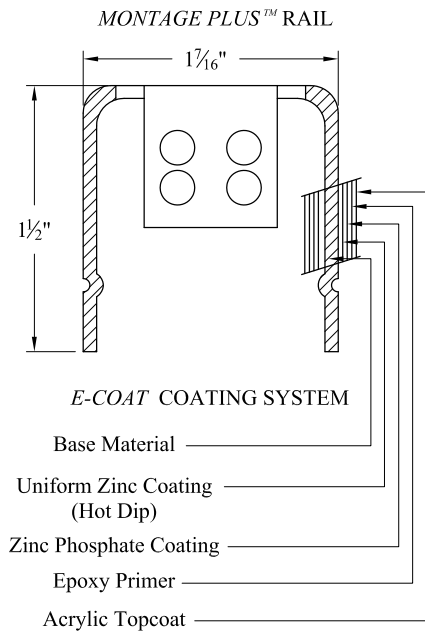
Welded panel can be raked 30" over 8' with arrow pointing down grade.



**PROFUSION™ WELDING PROCESS**

No exposed welds, Good Neighbor profile - Same appearance on both sides

MONTAGE PLUS™ RAIL  
Specially formed high strength architectural shape.



**COMMERCIAL STRENGTH WELDED STEEL PANEL**  
**PRE-ASSEMBLED**

Values shown are nominal and not to be used for installation purposes. See product specification for installation requirements.

IRCSIO

Title: **MONTAGE PLUS CLASSIC 2/3-RAIL**

DR: CI SH . 1 of 1 SCALE: DO NOT SCALE

CK: ME Date 6/28/10 REV: e



**AMERISTAR®**

1555 N. Mingo  
Tulsa, OK 74116  
1-888-333-3422  
www.ameristarfence.com